

3500 Chassis Cab shown with utility body

CHASSIS CAB



RETHINK THE WORK-TRUCK.

The new Freightliner Sprinter Chassis Cab Commercial Utility Vehicle (CUV) is a vehicle without limitations. With two new wheelbases, an increased 11,030 lb. GVWR and a powerful new 3.0-liter V6 turbo diesel engine, the Sprinter Chassis Cab will take on just about any job you can throw at it. Offering a number of safety features, including Adaptive ESP[®], it's one of the most technologically advanced commercial vehicles on the market*. But with a heavy-duty, steel unibody design, it's one work vehicle that isn't afraid to get dirty.



3500 Chassis Cab shown with box body



3500 Chassis Cab shown with utility body and optional towing package (trailer not included)

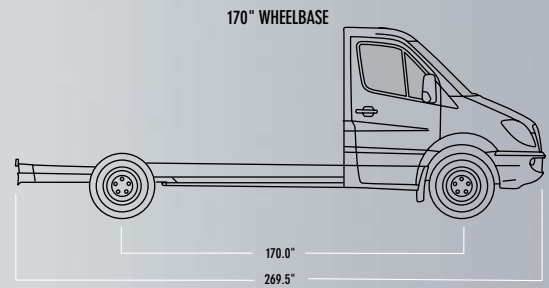
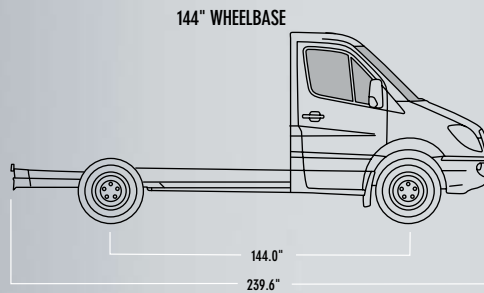
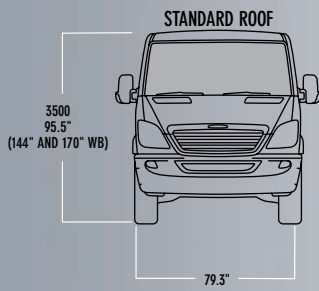
Powered and designed by Mercedes-Benz.
fl-sprinter.com

Freightliner
SPRINTER
FORWARD MOTION

3500 Chassis Cab shown with platform body



CHASSIS CAB



	3500 STANDARD ROOF	
	144" WB	170" WB
TURNING DIAMETER (FT)	47.6	54.6
MAXIMUM AVAILABLE GVWR (LB)	11,030	11,030
BASE CURB WEIGHT (LB)	4,487	4,570
MAXIMUM PAYLOAD (LB)	6,543	6,460
MAXIMUM TOWING (LB)	7,500	7,500
MAXIMUM AVAILABLE GCWR (LB)	18,530	18,530
FUEL TANK CAPACITY (GAL)	25.0	25.0
(1) INCHES UNLESS OTHERWISE SPECIFIED.		

Some specifications and features shown or mentioned in this brochure are optional and only available upon request at extra cost. Specifications are subject to change without notice.

*Based on Automotive News classification.

‡ No system, no matter how sophisticated, can repeal the laws of physics or overcome careless driving actions. Performance is limited by available traction, which snow, ice and other conditions can affect. When the ESP warning lamp in the speedometer flashes, the driver needs to use less throttle and adapt speed and driving behavior to prevailing road conditions. Always drive carefully, consistent with conditions. Always wear your seat belt.

Freightliner
SPRINTER
FORWARD MOTION