



The 2007 Sprinter Shuttle Bus is superized and continues to provide exceptional performance and passenger comfort. The highlights for 2007 include:

- ▶ New V6 diesel engine
- ▶ Multi-plex electrical system
- ▶ Enhanced exterior design
- ▶ Increased wheelbase
- ▶ Adaptive Electronic Stability Program (ESP)
- ▶ Larger passenger door

VEHICLE SPECIFICATIONS

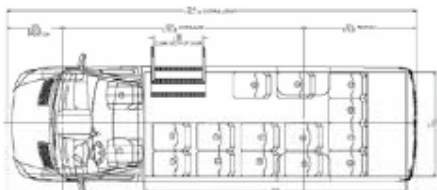
Length.....	24 feet
Width	79.3-inches
Height	107.5-inches
Interior Headroom.....	72.4-inches
Passenger Entry Door	38-inch, electric dual-panel
Entry Door Height	80-inches
Wheelbase(s)	170-inches
Fuel Tank Capacity	25 gallons
Engine	Mercedes-Benz, V6 3.0 liters ultra-low emissions
Fuel	Low sulfur diesel
Transmission	MB 5-speed automatic
Brakes.....	Dual-circuit hydraulic brake system
GVWR.....	11,030 lbs.

SPECIFICATIONS ARE SUBJECT TO CHANGE



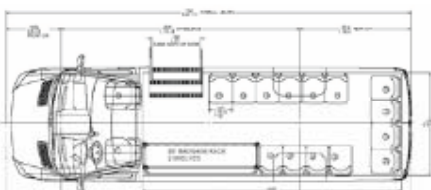
SMART CHOICE PACKAGES

HOTEL SHUTTLE



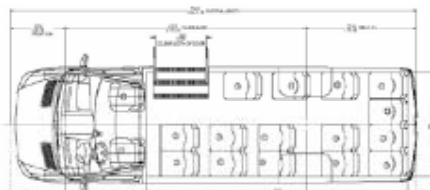
- ▶ 15 passengers, plus driver
- ▶ Forward facing seats with grab handles and seat belts
- ▶ Spacious rear luggage area with fixed dividing wall

AIRPORT SHUTTLE



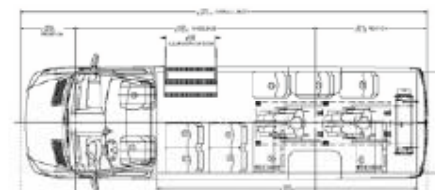
- ▶ 15 passengers, plus driver
- ▶ Perimeter seating
- ▶ 80-inch, carpeted 2-tier luggage rack

COMMUTER SHUTTLE



- ▶ 16 passengers, plus driver
- ▶ Forward facing seats with grab handles and seat belts
- ▶ Optional video equipment available

PARATRANSIT SHUTTLE



- ▶ Side wheelchair lift
- ▶ Rear wheelchair lift (shown)
- ▶ 12 passengers, plus driver or 8 passengers with two wheelchairs
- ▶ ADA Compliant